



STEEL - METAL

 **ELEGANZA**
modern movement redefined
kitchen · bath · tile

STEEL

Discover the enduring beauty of metal with our new series Steel. This high-resolution porcelain tile celebrates the visual properties of metals such as the naturally occurring patinas and the intricacies of rust. Additionally, Steel features four artistically interpreted metallic hues including Chrome, Nickel, Metal, and Rust. These colors add to the collection complementing tones as well as versatility and a plethora of installation options. Steel is available in size 18"x36", both matte and semi-polished finishes with complimenting brick pattern mosaic.

Size Available: 18"x36", 12"x14" Mosaic Mesh Sheet



Chrome



Nickel



Rust



Metal



Chrome - Brick Mosaic on 12"x14" Mesh Sheet



Nickel - Brick Mosaic on 12"x14" Mesh Sheet


















Rust - Brick Mosaic on 12"x14" Mesh Sheet



Metal - Brick Mosaic on 12"x14" Mesh Sheet

TECHNICAL INFORMATION

	COLOR VARIATION	V2 - V3
	PEI	4
	D.C.O.F.	>0.42 (MATTE ONLY)
	MOHS	8
	WATER ABSORPTION	<0.5%
	PRINTING	HD INKJET
	USAGE	COMMERCIAL / RESIDENTIAL
	CHEMICAL STAIN RESISTANT	YES
	FROST RESISTANT	YES
	FINISH	MATTE / SEMI-POLISHED
	TYPE	COLOR BODY PORCELAIN
	APPLICATION	FLOOR / WALL
	COUNTRY OF ORIGIN	ITALY
	EDGE FINISH	RECTIFIED
	RECYCLED CONTENT	N/A

†SEMI-POLISHED COMMERCIAL - WALL ONLY

SIZES, PACKAGING, AND WEIGHT

Sizes*	PCS / Box (SF)	Box / Pallet (SF)	LBS / Pallet
18"x36"	3 PCS / 12.91 SF	32 BXS / 413.18 SF	1,975.34 LBS
12"x14" Mosaic Sheet	4 PCS / 4.67 SF	80 BXS / 373.60 SF	1,263 LBS

*Nominal