



ELM - TERRA



# ELM

Elm series naturally depicts the intricate nuances of rich hardwood. Its lightly textured finish will inspire you to slow down and take in its beautiful tones vividly produced with HD Ink jet technology. Elm series will inspire you to create comfortable and livable spaces with its 4 available colors. Elm is available in 8"x36" size.


Sizes Available: 8"x36"




Sand



Gris


















Terra



Sable

## TECHNICAL INFORMATION

	COLOR VARIATION	V3
	PEI	3
	D.C.O.F.	>0.42
	MOHS	6
	WATER ABSORPTION	<0.5%
	PRINTING	HD INKJET
	USAGE	COMMERCIAL / RESIDENTIAL
	CHEMICAL STAIN RESISTANCE	YES
	FROST RESISTANCE	YES
	FINISH	MATTE
	TYPE	GLAZED POCELAIN
	APPLICATION	WALL / FLOOR
	COUNTRY OF ORIGIN	CHINA
	EDGE FINISH	RECTIFIED
	NUMBER OF FACES	27

## SIZES, PACKAGING, AND WEIGHT INFORMATION

Size*	Pcs / Box	Boxes / Pallet (SF)	LBS / Pallet
8"x36"	6 PCS / 11.63 SF	48 BXS / 558 SF	2,486.88 LBS

\*Nominal