





LUCE- PELTRO

 **ELEGANZA**
modern movement *redefined*

Luce

Luce is a ceramic surface with a distinctive style and personality. Inspired by the unique appeal of resin, It comes in an on-trend color palette in which neutral tones encounter unexpected influences from the world of metals.

Size Available: 24"x48", 48"x48"



















Perla

Acciaio

Peltro

Piombo

Technical Performance

	SHADE VARIATION	V2
	PEI	4
	D.C.O.F.	>0.42
	MOHS	N/A
	WATER ABSORPTION	≤ 0,5%
	PRINTING	HD INKJET
	USAGE	COMMERCIAL / RESIDENTIAL
	CHEMICAL STAIN RESISTANT	YES
	FROST RESISTANT	YES
	FINISH	MATTE
	TYPE	FULL BODY PORCELAIN
	APPLICATION	FLOOR / WALL
	COUNTRY OF ORIGIN	ITALY
	EDGE FINISH	RECTIFIED
	NUMBER OF FACES	8
	AREA	INDOOR / OUTDOOR

Packing Information

SIZE *	PCS / BOX (SF)	BOX / PALLET (SF)	LBS / PALLET
24"x48"	2 PCS / 15.5 SF	30 BXS / 465 SF	1,980 LBS
48"x48"	2 PCS / 30.99 SF	18 BXS / 557.82 SF	1,920.0 LBS

*Nominal

