





Corona(Colorado) 12"x12"(300x300mm)




Balboa(Tierra) 12"x12"(300x300mm)




Lido(Chocolate) 12"x12"(300x300mm)




Oscuro 12"x12"(300x300mm)



Tempest 12"x12"(300x300mm)



Claro 12"x12"(300x300mm)



Muduro 12"x12"(300x300mm)

DESCRIPTION

The Westwood series is offered in a glass and stone mix in 1/2"x 1/2" mosaic. In applications where a smaller glass accent is desired, Westwood is the perfect size.

APPLICATION

Eleganza glass tiles can be used on residential or commercial interior and exterior walls. Common applications include: bathroom walls and floors, kitchen countertop backsplashes, column wraps, swimming pool interiors and other decorative surfaces.

INSTALLATION + MAINTENANCE

Underlayment should be fully cured concrete or properly installed cement backerboard, and must be dry, stable, flat and free of foreign substances, with no risk of water seepage. When adhering, apply a thin-layer of adhesive, spreading smoothly in order for it to dry evenly. Back butter each tile to ensure full coverage with adhesive.

CUTTING TILES

Use a standard new, sharp blade suitable for cutting glass tiles, which must be constantly kept wet with water. Cutting the pieces with the colored surface turned upward, and taping both sides will reduce chipping. Smooth off any sharp edges with sandpaper.

SIZE	PCS	THICKNESS
12"x12"	6pcs	8mm

3125 E. Coronado St. Anaheim, CA 92806 • T: 714.224.1700 • F: 714.224.1900
11639 Emerald St. Suite 100, Dallas, TX 75229 • T: 972.247.3900 • F: 972.247.3920
2200 E. Devon Ave, Elk Grove Village, IL 60007 • T: 224.222.1390 • F: 224.222.1395